

# Pull-Only Clutch

## Control Cable Assembly



### Pull-Only Industrial

A flexible control designed to transmit pull motion between two mechanical devices without the use of rods, bellcranks, or other rigid mechanical linkage. Pull controls are specifically designed for applications which require a high load capability and low deflection. The cable often used for operating a vehicle parking brake is a typical example. Simple to install and easy to maintain, versatile pull controls are found on many types of mechanical equipment.



#### Description:

Pull-Only Clutch  
Industrial Control  
Cable Assembly

#### Applications:

- Clutch controls
- Heavy duty lanyards

#### Features:

- Custom engineered assembly
- Installed bend radius down to 5"
- Nylon covered innermember
- Plastic covered conduit

#### Other Related Products:

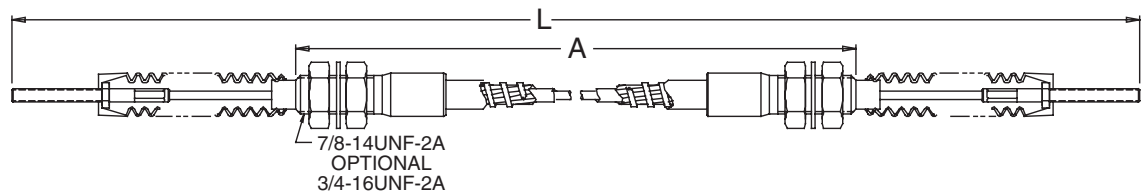
- Pull-Only Brake

# Pull-Only Clutch Specifications

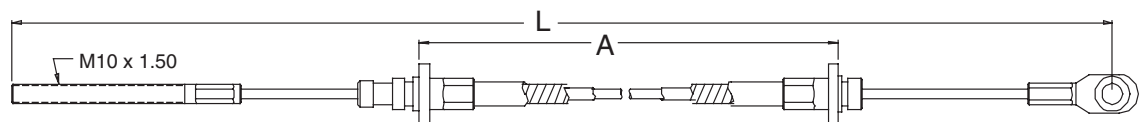
High quality replacements for most cab-over engine vehicles and other similar applications. Built to specifications by your local cable assembler.

**Generic clutch replacement cables HD conduit, special clutch innermember**  
 Part No. CA235-A-L (5/16-24 end rods)  
 Part No. CA236-A-L (3/8-24 end rods)

Order Code: A = Conduit length; L = Length overall



**General Motors® style clutch cable. 1500lb brake conduit and innermember**  
 Part No. CA270-XXX (XXX = Dash number, see table below)

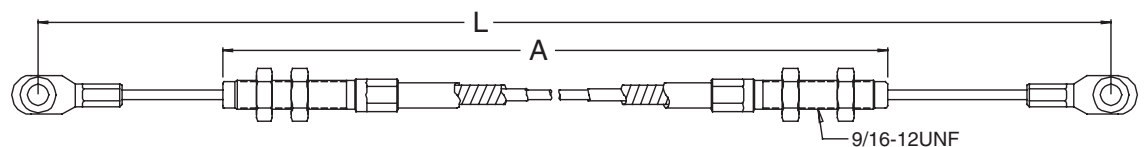


## CA270-XXX

Dash No.	GM® Part No.	A	L
-010	15520115	47.56	76.69
-009	15518380	43.31	71.65
-008	15518379	51.18	79.53
-007	15518378	44.88	74.21
-006	15518377	37.60	66.93
-005	15507983	44.55	69.01
-004	15507982	26.00	52.75
-003	15507981	45.27	72.91
-002	15507980	44.49	72.95
-001	15507979	40.94	68.07

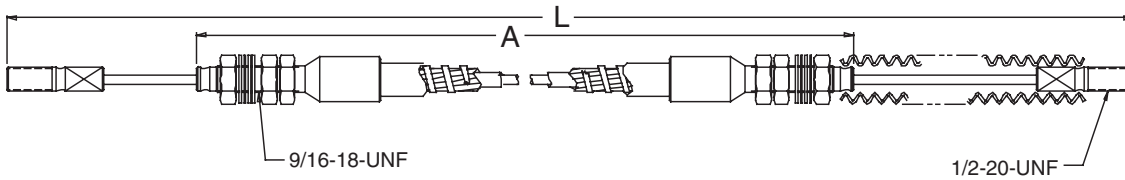
GM is a registered trademark of General Motors.

**General Motors® style clutch cable. 1500lb brake conduit and innermember**  
 Part No. CA271-A-L (A = Conduit length; L = Length overall)



All line art dimensions are represented in inches

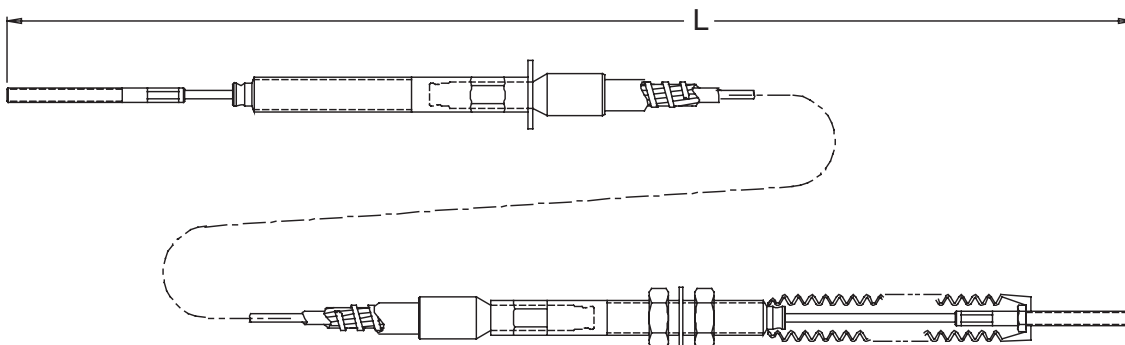
Mack Truck® style clutch cable. HD conduit and special clutch innermember  
 Part No. CA312-A-L (A = Conduit length; L = Length overall; see table below)



**CA312-A-L**

Part No.	A	L
CA312-34.6-42.0	34.6	42.0
CA312-55.6-63.0	55.6	63.0
CA312-79.6-87.0	79.6	87.0
CA312-85.6-93.0	85.6	93.0
CA312-91.6-99.0	91.6	99.0
CA312-102.6-110.0	102.6	110.0
CA312-127.6-135.0	127.6	135.0
CA312-25.6-36.0	25.6	36.0
CA312-34.6-45.0	34.6	45.0
CA312-43.6-54.0	43.6	54.0
CA312-55.6-66.0	55.5	66.0
CA312-67.6-78.0	67.6	78.0
CA312-79.6-90.0	79.6	90.0
CA312-85.6-96.0	85.6	96.0
CA312-91.6-102.0	91.6	102.0
CA312-103.6-114.0	103.6	114.0
CA312-118.6-129.0	118.6	129.0
CA312-29.6-40.0	29.6	40.0
CA312-95.6-106.0	95.6	106.0
CA312-107.6-118.0	107.6	118.0

Mack Truck® style clutch cable. HD conduit and special clutch innermember  
 Part No. CA312-A-L (A = Conduit length; L = Length overall)



All line art dimensions are represented in inches

# Pull-Only Clutch

## Material

- Nylon Covered Innermember
- Plastic Covered Conduit

## Added Features

- Sealed
- Economical
- Lubed for Life

## Suggested End Fittings

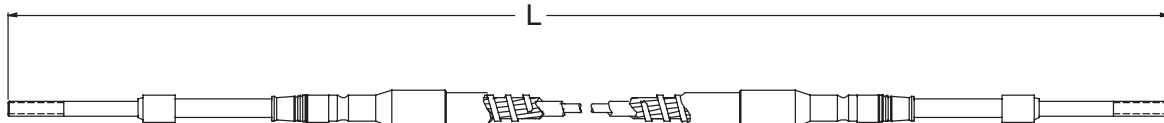
- Clevis

## High Performance Clutch Cables

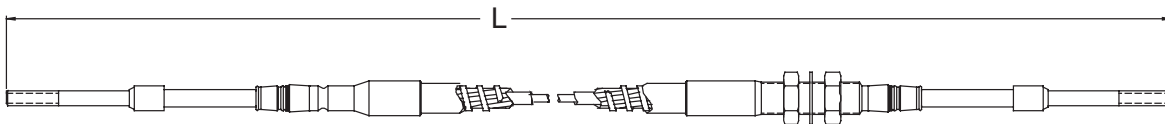
See "Push-Pull Cable Specifications" for mid-travel dimensions.  
HD conduit, brake/clutch innermember 500lb pull-only operating load.

Order Code: T = Travel 2"-6" L = Length overall

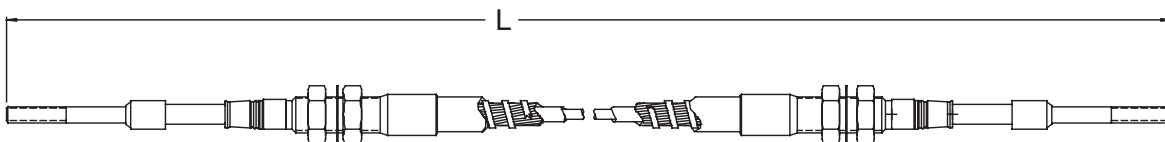
Part No. A183-400-T-L (5/16-24 end rods MD) Grooved-Grooved  
Part No. A183-111-T-L (3/8-24 end rods HD) Grooved-Grooved



Part No. A183-401-T-L (5/16-24 end rods MD) Grooved-Threaded 11/16-16  
Part No. A183-110-T-L (3/8-24 end rods HD) Grooved-Threaded 7/8-14



Part No. A183-402-T-L (5/16-24 end rods MD) Threaded-Threaded (both ends 11/16-16)  
Part No. A183-104-T-L (3/8-24 end rods HD) Threaded-Threaded (both ends 7/8-14)



- Please refer to the cautions/warnings and appropriate installation usage information in the Technical/Application Data sheet
- For application assistance/technical questions, please contact us at the appropriate location listed below or through our website at [www.tuthillcontrols.com](http://www.tuthillcontrols.com)



4401 South Orchard Street  
Tacoma, Washington 98466 USA  
Tel 253 475-1080 Fax 253 474-1623  
2110 Summit Street  
New Haven, Indiana USA 46774  
Tel 260 749-5105 Fax 260 493-2387  
[www.tuthillcontrols.com](http://www.tuthillcontrols.com)

Diplocks Way-South Road  
Hailsham, East Sussex BN27 3JF, England  
Tel 44 1323 841510 Fax 44 1323 845848

Hingbergstrasse 79  
45468 Mulheim an Der Rhur, Germany  
Tel 49-208-300-650 Fax 49-208-300-6550